



SPEEDY™ S/D



SPEEDY™ D MT

Sack and drum mixer Speedy™

A flexible mixing system for small batches

NO REFILLING | HIGH FLEXIBILITY | FAST CLEANING

Speedy™ S/D

MIXACO sack mixer Speedy™ S and drum mixer Speedy™ D - one mixer for two batch sizes

During the entire workflow, from filling and mixing to transporting and discharging, the mix remains in the mixing sack/drum. This eliminates the time-consuming and costly process of transferring materials and cleaning – a clean and time-saving solution!

For powders and granules, specially developed mixing sacks with no dead space are available with a volume of 50 or 100 liters. In addition to powders and granules, liquids can also be mixed.

How it works

A MIXACO mixing sack (LDPE) filled with raw materials is secured in the sack locator using vacuum. The mixing head is lowered into the sack locator with the mixing tool rotating slowly and seals it in a dust-tight manner. Intensive mixing then occurs in the mixing sack. Alternatively of the mixing sack, a standardized mixing drum made of stainless steel can also be used.

Basic position



Mixing position



Individually configurable



Mixing sack

The MIXACO mixing sack (LDPE), which is 100 % free of dead space, ensures optimal mixing of the product. Using the mixing sack, the mix can easily be transported to the mixer and then transported onwards after the mixing process. The mixing sack can be used for another mixing process after it is discharged.

The mixing sack is available in 50 or 100 liters.



Mixing sack locator

The mixing sack locator is used to position the MIXACO mixing sack (LDPE) in the mixer. Based on the size of the mixing sack, two different versions are available (50 or 100 liters) which can be exchanged easily.



Mixing drum

As an alternative to the vacuum-fixed mixing sack, a stainless steel drum can also be used as mixing vessel. The mixing drum is available in versions of 50 or 100 liters.

Mixing drum locator

The mixing drum is positioned in the mixer using the mixing drum locator. Two different sizes are also available for drums (50 or 100 liters).

Mixing sack/drum locator on wheels

The sack or drum locator is available in a mobile design to simplify handling when filling or discharging.



Individual Vessels

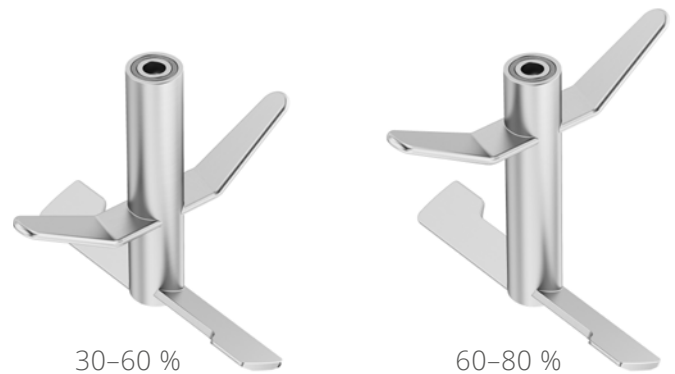
You have another container shape in which you would like to mix? We have already adapted the Speedy for different containers. Please do not hesitate to contact us.

The Tools

Universal mixing tool

The universal mixing tool consists of a bottom blade and an upper blade. It creates a mixing vortex to quickly and evenly homogenize the mix.

The tool is available in two versions depending on the desired filling level in the mixer.



Helix mixing tool

The helix mixing tool is a spiral-shaped mixing tool used for extremely gentle distributive mixing of sensitive products. This tool design is suitable both for granule mixtures and for pure powder mixtures.



Multitool™

The helix mixing tool combined with the chopper forms the Multitool™ tool concept. The helix mixing tool transports the mixing product into the operating area of the chopper installed in the mixing head. Agglomerates are broken down and integrated into the overall mixture. The temperature of the mix only experiences an insignificant increase in this process.



Speedy™ D MT

MIXACO drum mixer Speedy™ D MT – a simple and cost-effective solution

With the drum mixer Speedy™ D MT, MIXACO has developed a mixer solution that benefits from the advantages of the Speedy™ mixer while using standardized 200-liter steel drums.

For handling mixes, MIXACO Speedy™ is a practical solution: The mix is weighed, mixed, transported and stored directly in the drum.

How it works

A 200-liter steel drum filled with raw materials is manually guided to the mixing head using the integrated roller conveyor. Using pneumatic clamping devices, the steel drum is positioned and held centrally underneath the mixing head.

The mixing tool is lowered into the mix using a spindle lifting drive. After successful mixing, the mixing tool is guided back to the loading position and the mixing drum can be removed.

Basic position



Mixing position



Accessories for optimal processes



Steel drum

The 200-liter stainless steel drums serve as mixing containers. These are optionally available with a lid and a clamping ring.



Roller conveyor

The roller conveyor (standard length approx. 1.2 m) with pneumatic drum locking is used to position the steel drum under the mixing head.

The Tools



Helix mixing tool

The helix mixing tool is a spiral-shaped mixing blade used for extremely gentle distribute mixing of sensitive products. This tool design is suitable both for granule mixtures and for pure powder mixtures.



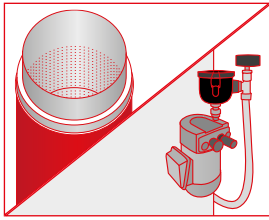
Multitool™

The helix mixing tool combined with the chopper forms the Multitool™ tool concept. The helix mixing tool transports the mixing product into the operating area of the chopper installed in the mixing head. Agglomerates are broken down and integrated into the overall mixture. The temperature of the mix only experiences an insignificant increase in this process.



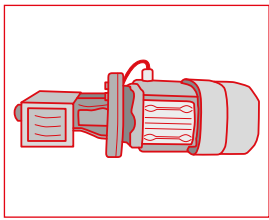
Details

Vacuum fixing



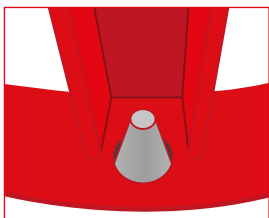
The sack locator establishes vacuum fixation together with the vacuum pump. A MIXACO mixing sack is secured using a vacuum.

Spindle lifting drive



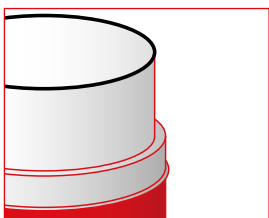
A spindle lift makes it possible to use the lifting and lowering process to lock the container into the mixing head without compressed air.

Centering pins



The centering pins ensure stable and secure positioning, as well as centering of the sack or drum locator with respect to the mixing head.

Edge protection



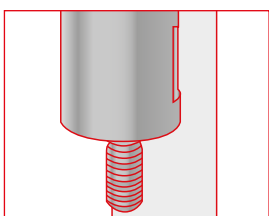
Edge protection can be used to minimize wear on the mixing sacks.

Foam rubber plate



For secure positioning and to prevent the mixing drum from slipping, the entire base plate of the drum holder is covered by a foam rubber plate.

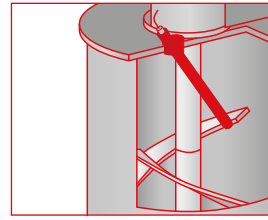
Quick coupling



The mixing tool is connected with the shaft via quick coupling. This facilitates a more rapid exchange of dirty mixing tools.

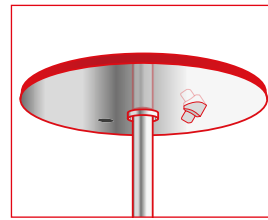
Options

Temperature sensor



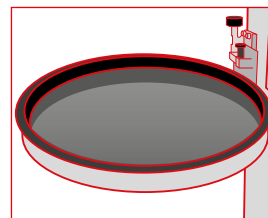
A temperature sensor is installed in the mixing head to determine the product temperature. The temperature is indicated on the operating panel.

Stainless steel mixing head



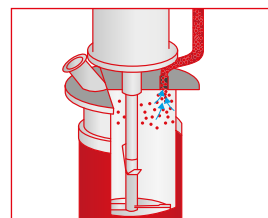
The mixing head, which holds the mixing drive and the mixing tool, is available entirely in stainless steel. This enables easier cleaning.

Dirt collecting pan



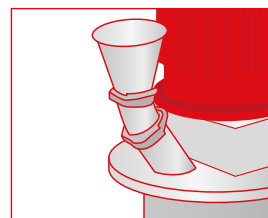
To facilitate the cleaning of the mixing tools, the mixing head can be pivoted to the side over the dirt collecting pan. Cleaning residues can be collected here.

Dedusting



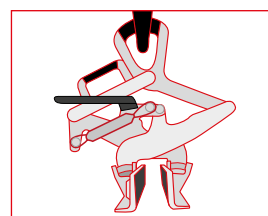
Dedusting equipment installed in the mixing head removes dust generated during the process after mixing.

Addition port with tube



Using these supports, solid and liquid additives can be introduced into the ongoing mixing process.

Sack grabber



The sack grabber is used to remove the filled mixing sack from the mixer. The grabber is connected with a crane provided by the customer.

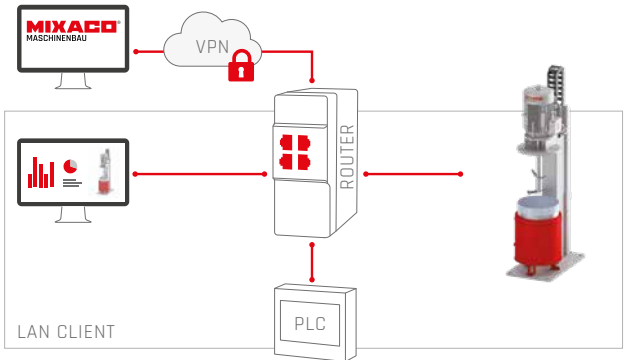
Control



The control is based on VIPA PLC with a 7" TFT touch panel and is designed for manual or automatic workflow control of the mixing process.

The control with main switch, emergency off switch and various pressure switches is installed in a free-standing control cabinet.

Control panel with main switch, emergency off switch and program selection keys.

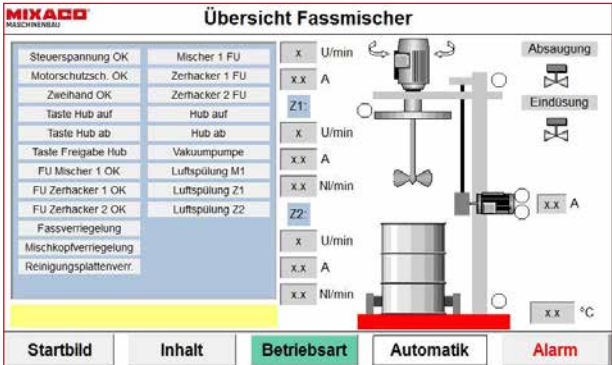
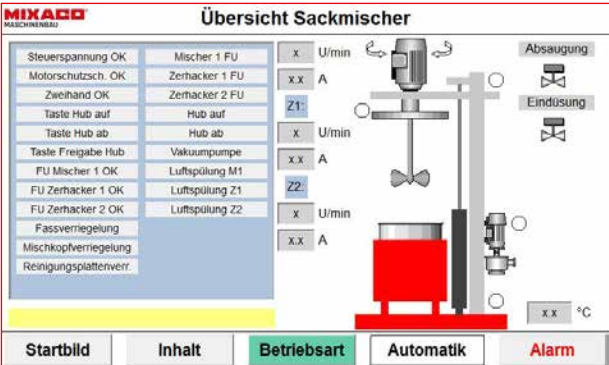


Remote maintenance module

The remote maintenance module enables fast and secure access to the combined mixer controller via a VPN tunnel. This in turn allows our service team to diagnose and rectify any malfunctions without having to visit the site.

Visualization

The mixing systems can be visually represented in the control. Customized requirements are available here.



Technical Data

Best mixing quality for a wide variety of applications

ADDITIVES AND ADDITIVE MIXTURES | GRANULES, PELLETS OR POWDER | MASTERBATCH |
 POWDER COATING | TONER | FOOD

Various applications

For a wide variety of mixing processes
 in the low throughput range:

Homogenization | Dispersing

Maximum functionality

Additional expansion options:

- Dedusting
- Temperature measuring point
- Addition ports to introduce solid and liquid additives
- Free-standing base with crane
- Mobile sack/drum locator
- Customer-specific containers available on request
- ATEX version
 - Nitrogen inerting
 - Oxygen concentration measurement
- Data recording and analysis
- Remote maintenance

Sizes			Usable volume liters	Batch size kg	Parameters	
Speedy™					Bulk density	0.5 kg/l
S 50	50 liters	LDPE mixing sack	40	20	Filling level	30–80 %
S 100	100 liters	LDPE mixing sack	80	40	Charging	manual
D 60	60 liters	PE drum	48	24	* Additional sizes and execution available on request	
D 50	50 liters	Stainless steel drum	40	20		
D 100	100 liters	Stainless steel drum	80	40		
D 200	200 liters	Stainless steel drum	160	80		

Experience in Many Industries

MIXACO has been offering solutions for a wide variety of industries for many decades. This means the requirements on the mixing technology are correspondingly varied. MIXACO has profound expertise across many industries and can precisely and positively adapt the wide product assortment to each individual mixing task.

Particularly when it comes to combined mixers, customers can benefit from comprehensive advice and customer-specific solutions. Whether new projects or the optimization of existing plants, MIXACO will be by your side throughout a successful installation and commissioning.

No other company stands for innovation in mixing technology like MIXACO, who has been setting new standards with its machinery and solutions for decades. Leading companies from numerous industries worldwide trust in MIXACO products.



Powder Coatings /
Bonding



Masterbatches



Food Industry



Rubber Industry



Paint Industry



Building Materials

Save the Best for Last

All advantages at a glance:

- Mixing small batches
- Easy handling
- Faster cleaning in case of recipe change
- No refilling: Dispensing, mixing and transporting in one container
- Highly flexible
- Low space requirement

Additional advantages of **Speedy™ S/D**

- The mixing head can be tilted to the side for cleaning purposes
- Can be used with many tool and motor combinations
- Easy to change batch size by exchanging sack/drum locator

Additional advantages of **Speedy™ D MT**

- Low cleaning effort
- Expansion of the application area possible with supplementary tool

Good ideas are conceived.
But the right solutions are put to the test.



Contact us for your mixing trials and benefit from the extensive experience of our design and application engineers:

- Tests on various mixing systems
- Adaptation of mixing parameters
- Recording and documentation of mixing tests
- Analysis of mixing results



MIXACO

Dr. Herfeld GmbH & Co. KG

Niederheide 2
58809 Neuenrade
Germany

Phone +49 2392 9644-0
Fax +49 2392 62013
info@mixaco.de

MIXACO USA LLC

1784 Poplar Drive
Greer, SC 29651
USA

Phone +1 864 331 23 20
Fax +1 864 331 23 21
info@mixaco.com